



US00D451096B2

(12) **United States Design Patent**
Redmond

(10) **Patent No.:** **US D451,096 S**

(45) **Date of Patent:** **** Nov. 27, 2001**

(54) **WIRELESS MEDIA ACCESS AND STORAGE APPARATUS**

5,964,830 * 10/1999 Durrett 709/200

* cited by examiner

(75) Inventor: **Scott D. Redmond**, San Francisco, CA (US)

Primary Examiner—Freda Nunn

(74) *Attorney, Agent, or Firm*—Patrick J. S. Inouye

(73) Assignee: **Tranz-Send Broadcasting Network, Inc.**, San Francisco, CA (US)

(57) **CLAIM**

(**) Term: **14 Years**

The ornamental design for a wireless media access and storage apparatus, substantially as shown and described.

(21) Appl. No.: **29/134,958**

DESCRIPTION

(22) Filed: **Jan. 2, 2001**

(51) **LOC (7) Cl.** **14-02**

(52) **U.S. Cl.** **D14/343**

(58) **Field of Search** D14/341, 343, D14/344, 346, 347, 390; D18/1, 2, 7; 235/145 A, 145 R; 341/22, 23; 345/156, 168, 169, 172, 173; 349/12; 70/218; 340/825.52; 709/200, 202, 217, 218, 249

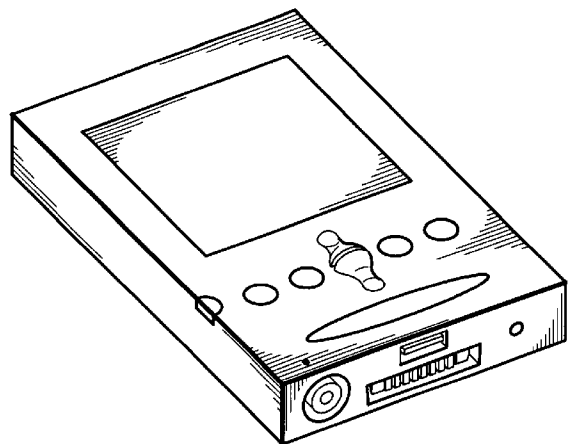

FIG. 1 is a perspective view of a wireless media access and storage apparatus new design;
FIG. 2 is a left side view thereof;
FIG. 3 is a front side view thereof;
FIG. 4 is a right side view thereof;
FIG. 5 is a bottom side view thereof;
FIG. 6 is a top side view thereof;
FIG. 7 is a back side view thereof;
FIG. 8 is a perspective view of a further embodiment of a wireless media access and storage apparatus new design;
FIG. 9 is a left side view thereof;
FIG. 10 is a front side view thereof;
FIG. 11 is a right side view thereof;
FIG. 12 is a bottom side view thereof;
FIG. 13 is a top side view thereof; and,
FIG. 14 is a back side view thereof.

(56) **References Cited**

U.S. PATENT DOCUMENTS

- D. 278,916 * 5/1985 Gallman D18/7
- D. 348,654 * 7/1994 Branck et al. D14/343
- D. 369,144 * 4/1996 Carlos et al. D14/343
- D. 385,857 * 11/1997 Cohen et al. D14/390
- D. 417,201 * 11/1999 Davis D14/343
- D. 432,124 * 10/2000 Pardikes et al. D14/336

1 Claim, 4 Drawing Sheets



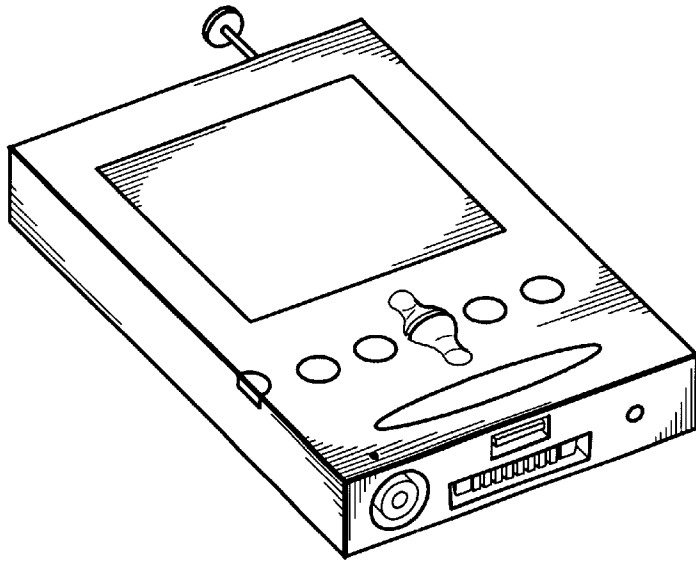


Fig. 1




Fig. 2

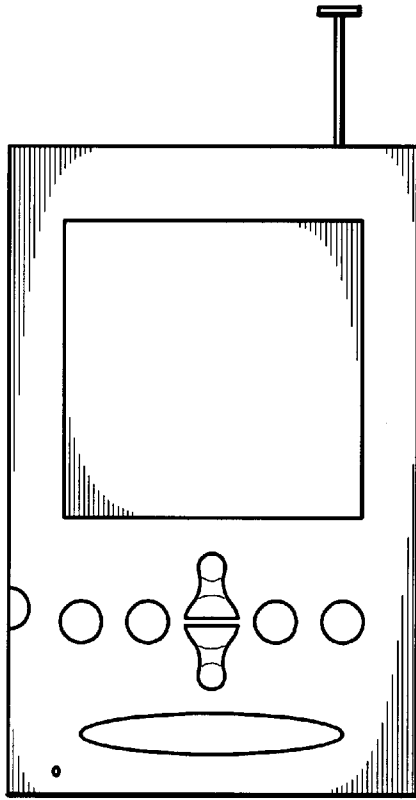


Fig. 3




Fig. 4



Fig. 5



Fig. 6

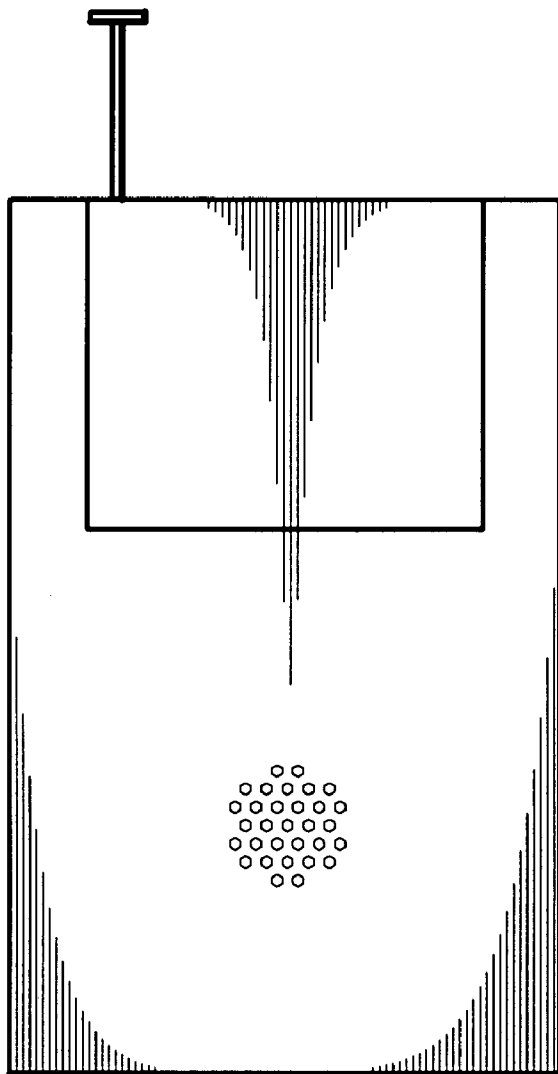


Fig. 7

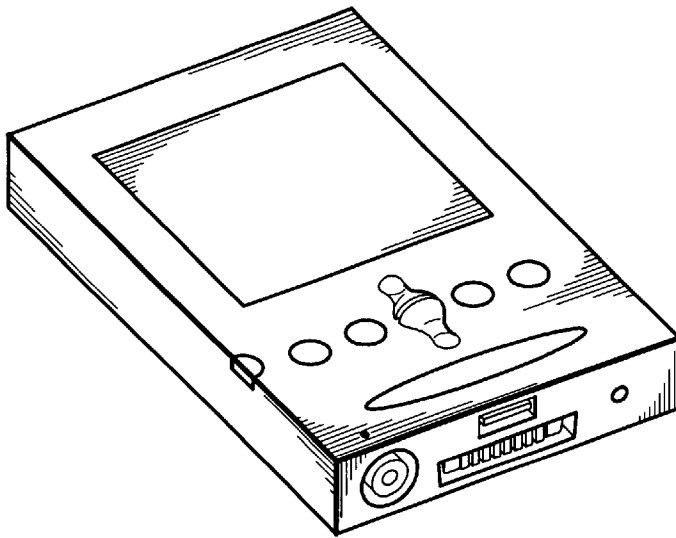


Fig. 8




Fig. 9

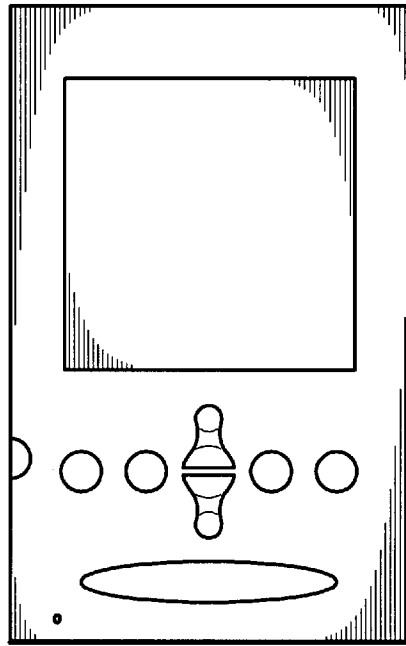


Fig. 10



Fig. 11



Fig. 12




Fig. 13

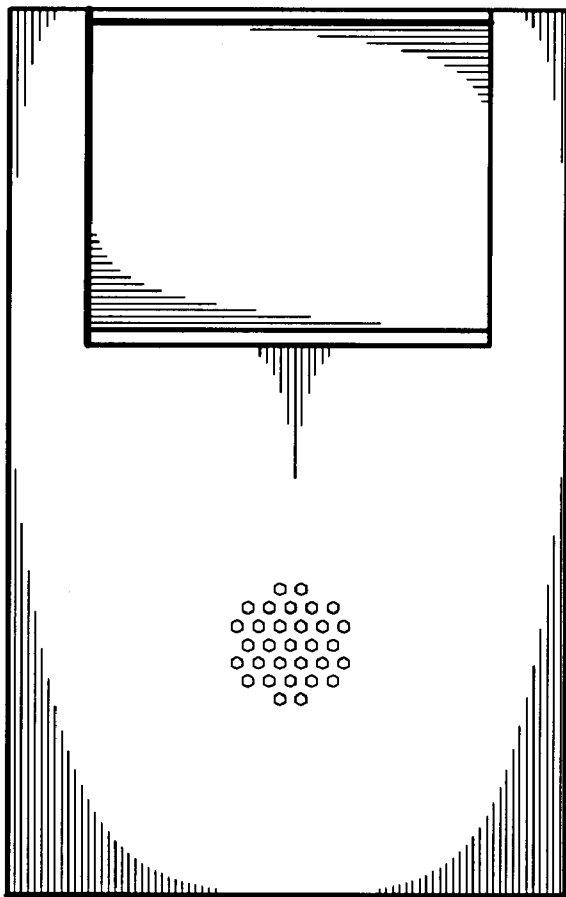


Fig. 14